



Australian Government

Department of Families, Housing,  
Community Services and Indigenous Affairs

# **The relationship between child support compliance and its predictors: Evidence from two waves of LSAC data**

**Ibolya Losoncz**

Acknowledgements: The author is grateful for the helpful comments and advice from Dr Valerie Braithwaite at the Australian National University and colleagues at FaHCSIA. I also appreciate the valuable assistance provided by Natalie Bortolotto at FaHCSIA.

**Improving the lives of Australians**



Australian Government

Department of Families, Housing,  
Community Services and Indigenous Affairs

## Content

---

- Research findings on child support compliance to date
  - Associations
  - Hypothesised causal paths
- Model development
- Testing the model
- Discussion



Australian Government

Department of Families, Housing,  
Community Services and Indigenous Affairs

## **Child support compliance research to date**

---

Compliance positively related to

- Contact between Non-Resident Parent (NRP) and child
- Satisfaction with parenting arrangements
- Perceived fairness of child support
- Attachment of NRP to resident parent and child prior to separation

Negatively related to

- Parental conflict

Association is multifarious

- Type of child support arrangement
- Demographic characteristics of NRP



Australian Government

Department of Families, Housing,  
Community Services and Indigenous Affairs

## Hypothesised causal paths

---

- Increased child support payment leads to more contact
- Increased contact leads to payment of child support
- A third factor causes both child support compliance and contact:
  - Contact and payment of child support are linked to common influences
  - Correlation between child support and contact are due to parental commitment



Australian Government

Department of Families, Housing,  
Community Services and Indigenous Affairs

## Project aim

---

- To identify the underlying mechanisms/interactions between child support compliance and its predictors, using LSAC survey Waves 1 and 2



Australian Government

Department of Families, Housing,  
Community Services and Indigenous Affairs

## Results – Multivariate analysis

---

- Statistically significant predictors
  - Parent-child contact
  - Type of child support agreement
  - Parental conflict
  - Consultation with NRP
  - Length of time NRP lived with other parent and child

- Sequential logistic regression analysis

<http://www.aifs.gov.au/growingup/pubs/confpapers.html>

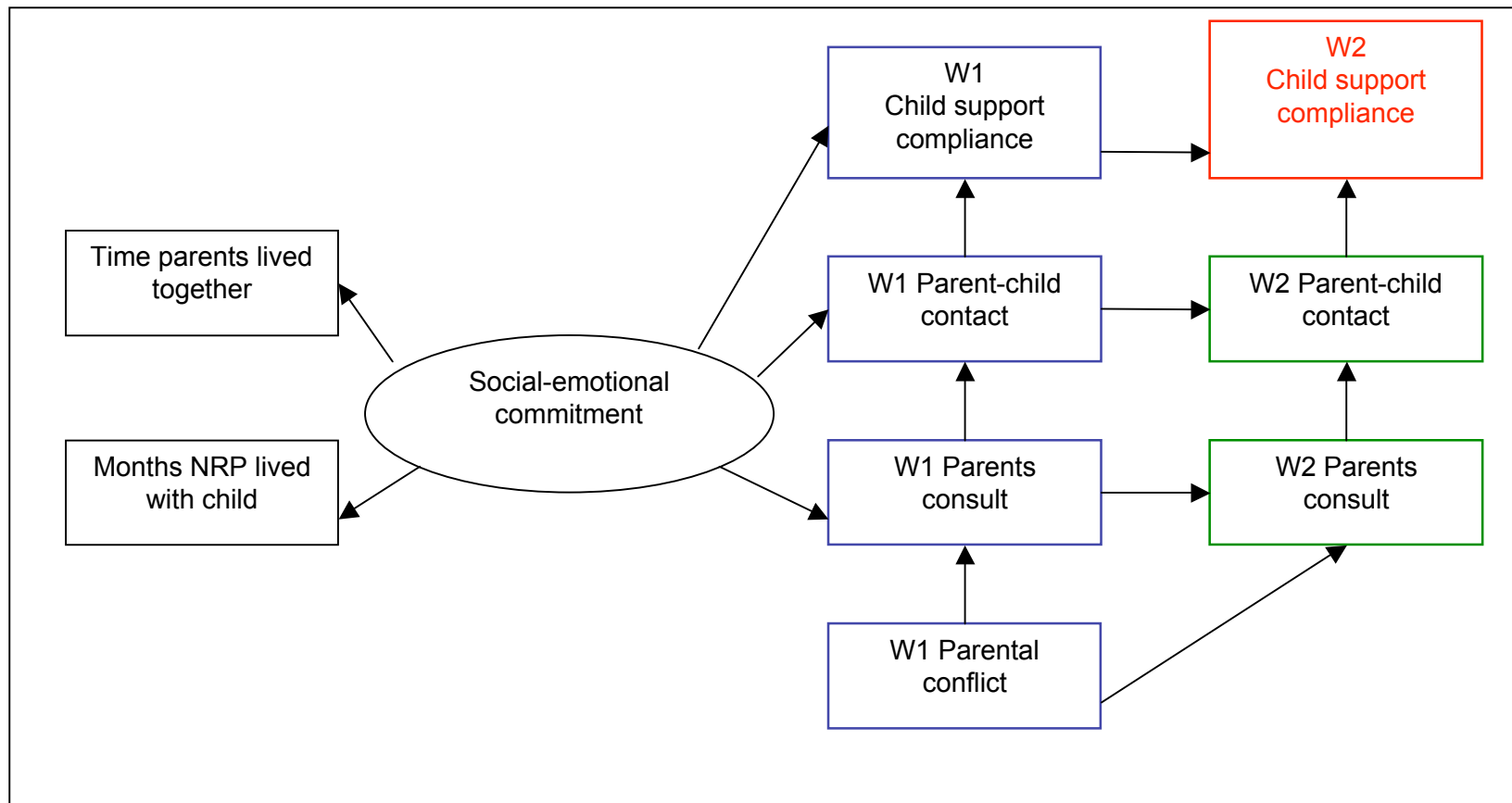


Australian Government

Department of Families, Housing,  
Community Services and Indigenous Affairs

## Results

Figure 1. Proposed model of child support compliance



Source: LSAC Wave 1 & 2



Australian Government

Department of Families, Housing,  
Community Services and Indigenous Affairs

# Methodology

---

## Data

- LSAC Wave 1 and 2 child cohort cases with valid child support compliance measures (full and null compliance only, N=243)

## Outcome variable

- Level of child support compliance (full or null compliance)

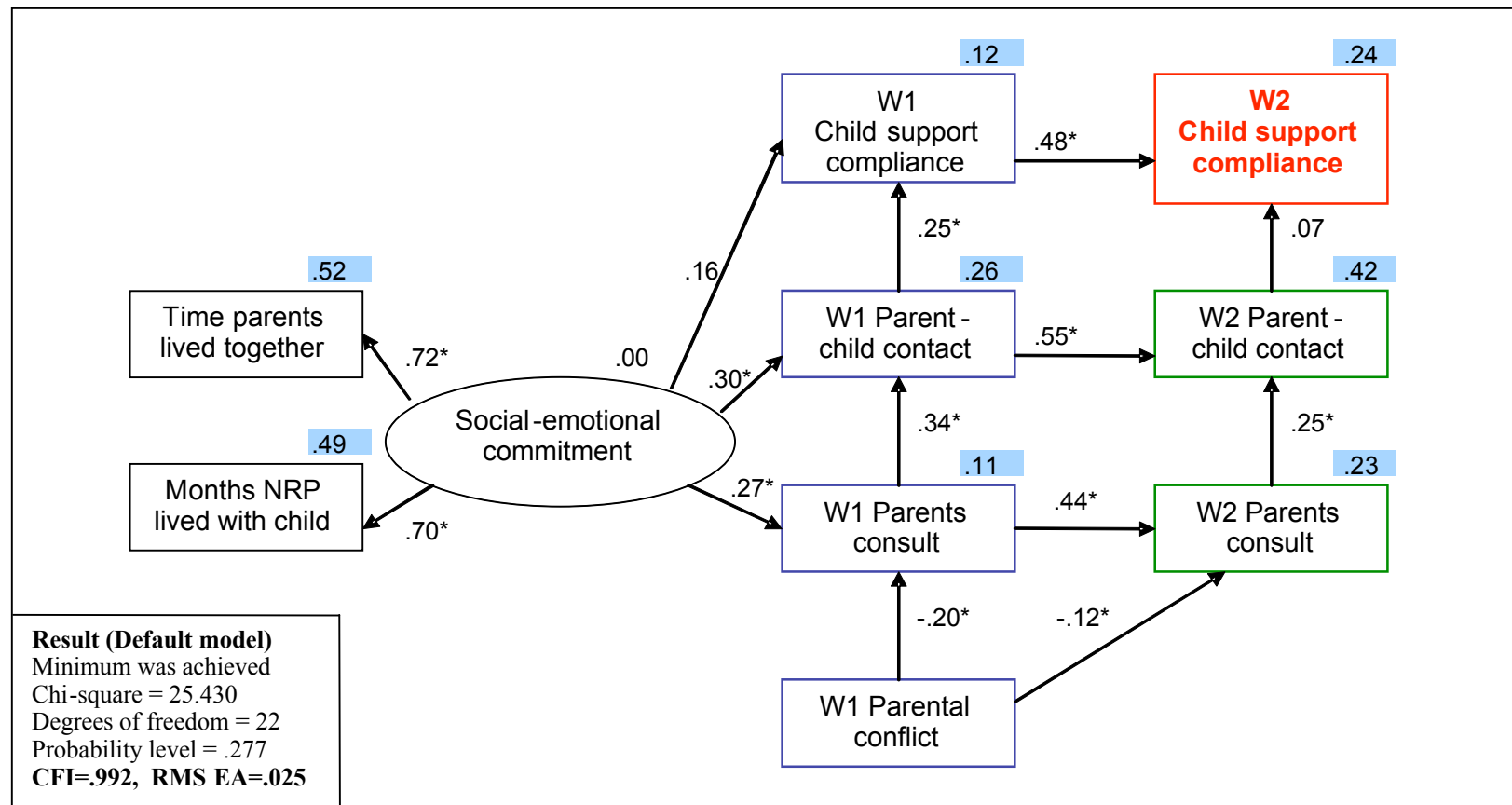
## Predictors

- Parent-child contact
- Consultation between parents
- Parental conflict scale (3 items)
- Child support arrangement type (Wave 1 only)
- Social-emotional commitment of NRP
  - Time parents lived together
  - Time NRP lived with child



## Results

Figure 2. Final model of child support compliance



Source: LSAC Wave 1 & 2

\* p<.05



## Results

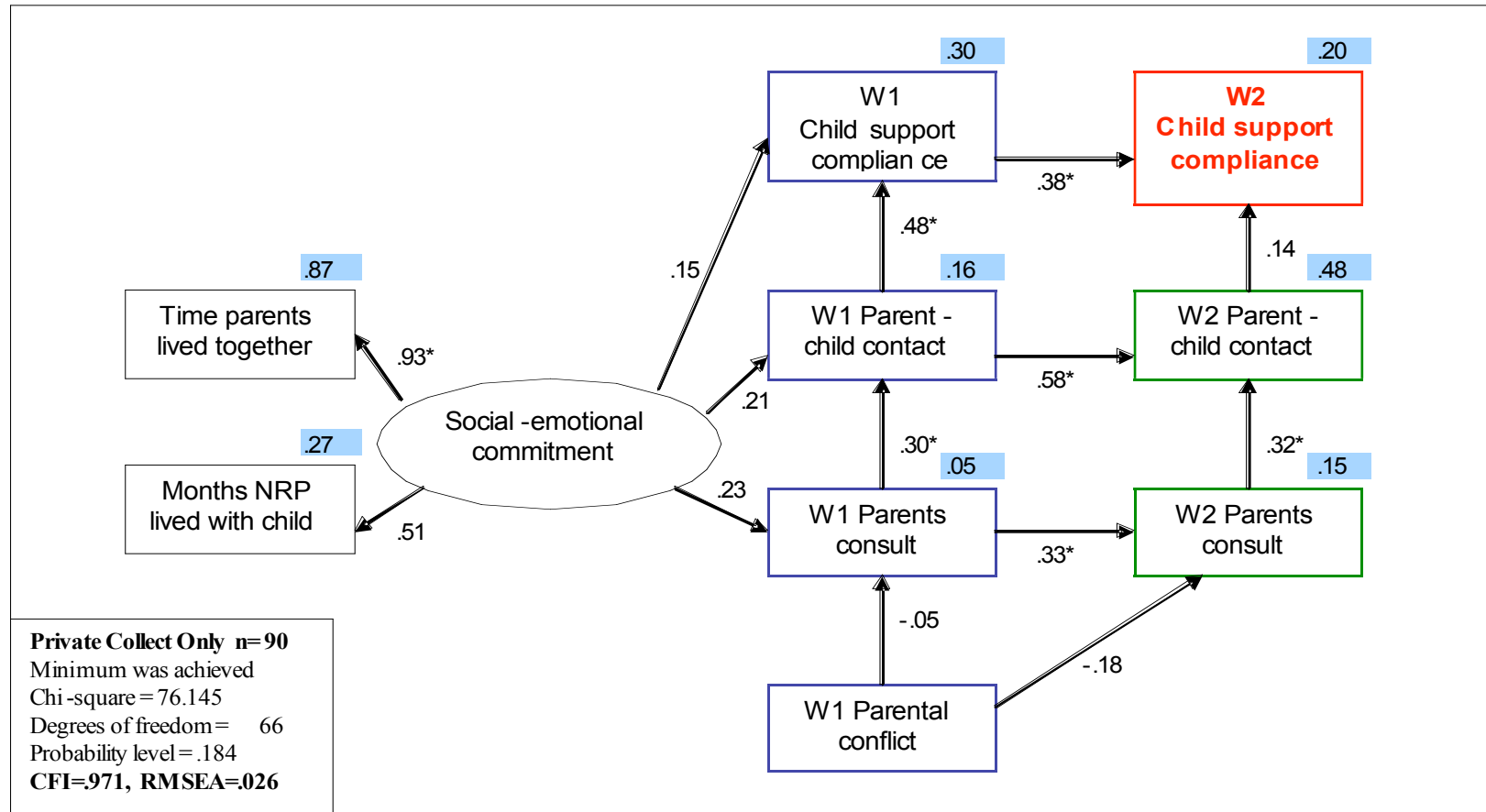
Table 1. Means and distributions of child support compliance and its predictors by collection type

	Private collect		CSA collect	
	%		%	
<b>Child support compliance</b>				
Null compliance	28.04		17.29	
Partial compliance	9.35		14.29	
Full compliance	62.62		68.42	
	Mean	SD	Mean	SD
W1 Parent-child contact	4.00	2.19	2.88	2.31
W2 Parent-child contact	3.83	2.12	2.63	2.03
W1 Parents consult	2.68	1.62	1.87	1.42
W2 Parents consult	2.33	1.53	1.84	1.37
W1 Parental conflict	2.74	0.90	3.10	1.20



# Results

Figure 3. Model of Child support compliance – Cases with Private collection method in Wave1



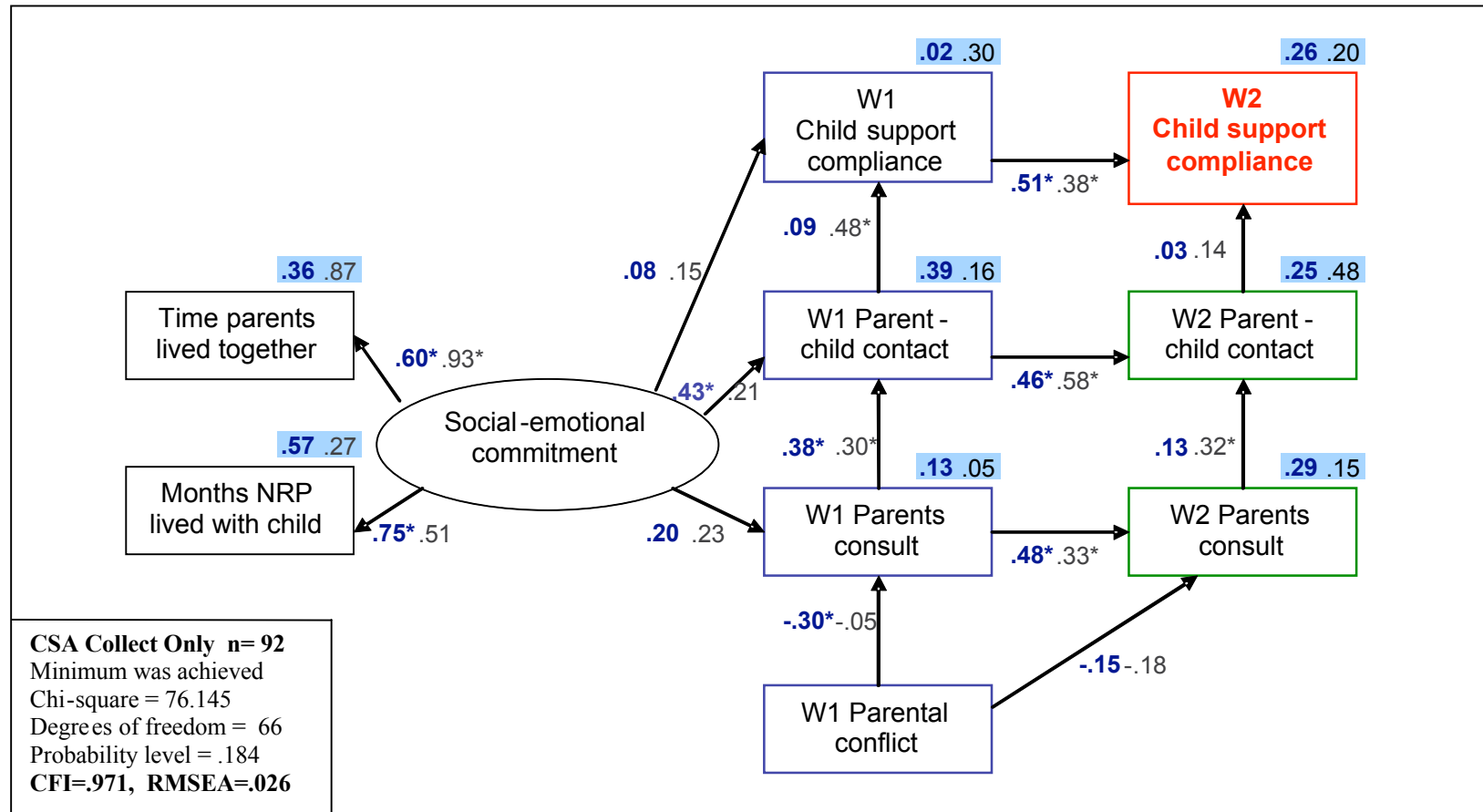
Source: LSAC Wave 1 & 2

\* p < .05



# Results

Figure 4. Model of child support compliance – Cases with CSA collection method in Wave1



Source: LSAC Wave 1 & 2

\* p<.05



Australian Government

Department of Families, Housing,  
Community Services and Indigenous Affairs

## Discussion

---

- Findings support the hypothesis that increased shared decision making and parent-child contact leads to payment of child support, but not the other way
- Predictors and motivators of compliance are different in different child support collection groups
  - Private collect: Internalised self-regulatory mechanism is more influential
  - CSA collect: Formal regulatory power of the CSA is more influential
- How is a change in collection arrangement likely to impact on regulatory mechanism?